


5 Klavier Patterns, die du kennen musst


AKKORDFOLGE 1

C G Am F




1

C G Am F




2

C G Am F




3

C G Am F




4

C G Am F



5

C G Am F



AKKORDFOLGE 2

Dm

F

C

Gm

Piano accompaniment for the first system, showing chords for Dm, F, C, and Gm. The music is written in a grand staff with treble and bass clefs. The chords are represented by whole notes in both staves.

1

Dm

F

C

Gm

Piano accompaniment for the second system, featuring a melodic line in the right hand and chords in the left hand. The right hand plays a sequence of eighth notes, while the left hand plays the chords Dm, F, C, and Gm.

2

Dm

F

C

Gm

Piano accompaniment for the third system, featuring a melodic line in the right hand and chords in the left hand. The right hand plays a sequence of eighth notes, while the left hand plays the chords Dm, F, C, and Gm.

3

Dm

F

C

Gm

Piano accompaniment for the fourth system, featuring a melodic line in the right hand and chords in the left hand. The right hand plays a sequence of eighth notes, while the left hand plays the chords Dm, F, C, and Gm.

4

Dm

F

C

Gm

Piano accompaniment for the fifth system, featuring a melodic line in the right hand and chords in the left hand. The right hand plays a sequence of eighth notes, while the left hand plays the chords Dm, F, C, and Gm.

5

Dm

F

C

Gm

Piano accompaniment for the sixth system, featuring a melodic line in the right hand and chords in the left hand. The right hand plays a sequence of eighth notes, while the left hand plays the chords Dm, F, C, and Gm.